

## SHOWERTEC STKP

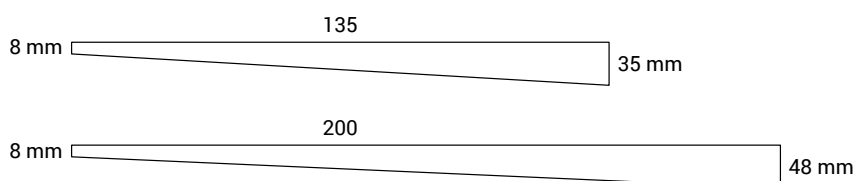
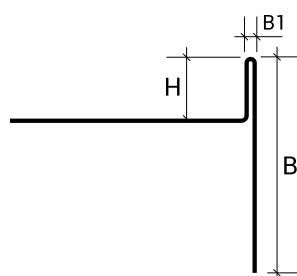
### PRODUCT DESCRIPTION



The SHOWERTEC STK range includes a series of profiles dedicated to the shower area. They are products designed to simplify the installation phase. STKP profiles act as a transition between the sloping tiled shower tray and the floor. The latter can be combined with its STKF front profile to obtain a homogeneous and optimal finish thanks to the clean line of the installation. The Showertec STK profiles create bathroom environments with a minimalist and modern design, obtaining floor-level showers without obstacles and without architectural barriers.

### TECHNICAL FEATURES

Length: 4' 5" 5/32 (1.35 meters) - 6' 6" 3/4 (2.00 meters)



Stainless Steel

B = min 3/8" - 8 mm

B1 = 3/32" - 2 mm

### MATERIAL DESCRIPTION

#### Stainless Steel

Steel profiles are made by cold forming sheets of constant thickness, thus differing from the corresponding aluminum and brass versions made by hot extrusion, while maintaining their application and dimensional characteristics. Stainless steel effectively resists high mechanical stress and is particularly suitable for use in the chemical, food, and hospital sectors, where hygiene, durability, and chemical resistance are essential. Normally produced with a semi-gloss finish, a brushed finish can also be achieved by partially removing material using rotating nylon and quartz fiber brushes. This process gives the surface a matte appearance without altering its characteristics.

AISI 304 STAINLESS STEEL - EN X 5 CrNi 18 10 - DIN 1.4301:

This steel belongs to the AUSTENITIC category and is the most widespread and commonly used alloy for products requiring high technical and performance characteristics. It is highly resistant to most chemical agents but may stain or darken superficially; a standard polishing product is sufficient to restore its original appearance.



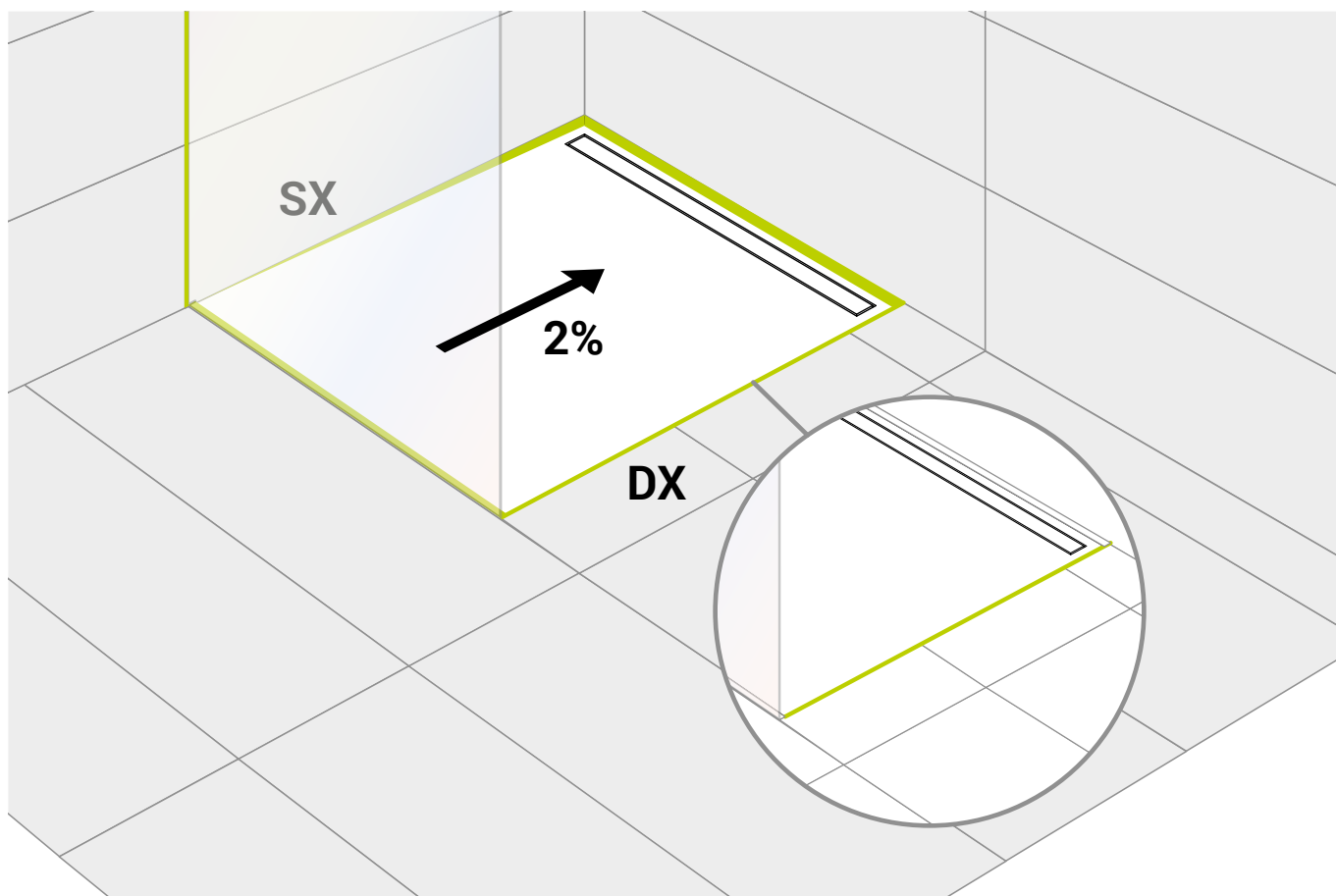
IS



IB

showertec >> STKP shower profile in Stainless Steel AISI 304 - DIN 1.4301 - Brushed		
Item	HxB inch	Finish
STKP35/100IS135DX	3/8x1-3/8	IS - Brushed
STKP35/100IS135SX	3/8x1-3/8	IS - Brushed
STKP35/125IS135DX	1/2x1-3/8	IS - Brushed
STKP35/125IS135SX	1/2x1-3/8	IS - Brushed
STKP48/100IS200DX	3/8x1-7/8	IS - Brushed
STKP48/100IS200SX	3/8x1-7/8	IS - Brushed
STKP48/125IS200DX	1/2x1-7/8	IS - Brushed
STKP48/125IS200SX	1/2x1-7/8	IS - Brushed

showertec >> STKP shower profile in AISI 304 stainless steel - DIN 1.4301 - Black		
Item	HxB inch	Finish
STKP35/100IB135DX	3/8x1-3/8	IB - Black
STKP35/100IB135SX	3/8x1-3/8	IB - Black
STKP35/125IB135DX	1/2x1-3/8	IB - Black
STKP35/125IB135SX	1/2x1-3/8	IB - Black
STKP48/100IB200DX	3/8x1-7/8	IB - Black
STKP48/100IB200SX	3/8x1-7/8	IB - Black
STKP48/125IB200DX	1/2x1-7/8	IB - Black
STKP48/125IB200SX	1/2x1-7/8	IB - Black



## APPLICATION

1. Cut the profile to the desired length;
2. Apply the tile adhesive to the surface where the profile will be laid and position it, pressing it so that it is embedded in it;
3. Lay the tiles by spreading the adhesive over the entire surface using the full-bed technique and taking care to leave a 3/32" - 2 mm joint;
4. Clean any adhesive residue from the profile before it dries;
5. Fill carefully, covering all the joints and clean the profile of all residues before they dry.

**Profilitec S.p.A.**  
Via Scotte, 3 - 36033 Isola Vicentina (Vicenza), ITALY  
Tel: +39 0444 268311  
e-mail: [profilitec@profilitec.com](mailto:profilitec@profilitec.com)

**Profilitec Corp.**  
e-mail: [customerservice@profilitec.com](mailto:customerservice@profilitec.com)

**Profilitec Ibérica, S.L.U.**  
e-mail: [iberica@profilitec.com](mailto:iberica@profilitec.com)

**Profilitec France**  
e-mail: [france@profilitec.com](mailto:france@profilitec.com)

## CLEANING AND MAINTENANCE

### STAINLESS STEEL:

Stainless steel is easy to clean and very hygienic because of its smooth, nonporous surface, which hinders the growth of bacteria. To keep it in good condition, simply wash it with warm soapy water, rinse it thoroughly and dry it with a soft cloth. If exposed to weathering, periodic cleaning is recommended to prevent corrosion. Brushed surfaces should be cleaned in the direction of brushing. In case of scratches, a specific polish can be used with a soft cloth.

Avoid cleaning agents containing hydrochloric acid, hydrofluoric acid or bleach, as well as abrasive products. Do not leave ordinary steel objects in contact with stainless steel to prevent contamination and rust stains. Also, do not leave damp patches or sponges on the surface to prevent water halos.

## WARNINGS

These profiles should be handled with care, using cut-resistant gloves. The indications and prescriptions herein, while corresponding to our experience, are to be considered purely indicative and must be confirmed by exhaustive practical applications. Profilitec declines any responsibility for any damage to people or things resulting from improper use of the products. The user is required to determine whether or not the product is suitable for use and assumes all responsibility arising from incorrect installation of the material.

## BILL OF QUANTITIES ITEM

Supply and installation of profile in \_\_\_\_\_ (material), with finish \_\_\_\_\_  
 \_\_\_\_\_ (see Material Description section) of characteristic size \_\_\_\_\_ mm, with the function  
 of a sloping shower profile flush with the floor.

Family type \_\_\_\_\_ from the Profilitec company as a shower profile for sloping floors to be supplied  
 and installed according to the rules and fields of application suggested by the manufacturer.

Profile length: 2700 mm

Profile SKU: \_\_\_\_\_

Material: \_\_\_\_\_ \$/pc

Installation: \_\_\_\_\_ \$/pc

Totale price: \_\_\_\_\_ \$/pc